



SAFETY GUIDE

FOR STUDENTS

Join Stanley the Safety Bug and his friends

as you learn about


Seat Belt Safety ♦ Fire Safety ♦ Bicycle Safety

Pedestrian Safety ♦ Tornado Safety ♦ School Bus Safety

and What to Do in an Emergency


SEAT BELT SAFETY

Whether you are going to school, the park, or on a long trip, be smart and buckle up every time!



**Everyone, buckle
up every time!**

SEAT BELT SAFETY



The following words are hidden somewhere in the grid. Look up, down, across, backwards and diagonally to find the words about seat belt safety. When you find the word, circle it and go to the next word. For fun, have someone time you.

AIRBAG
BOOSTER
BUCKLE UP
CAR

CHILD
INFANT
HAZARDS
PASSENGERS

SAFETY
SEAT BELT
SAVE



P	E	G	R	C	U	K	C	A	R
E	A	P	C	H	I	L	D	R	E
H	I	S	E	A	T	B	E	L	T
A	R	P	S	A	F	E	T	Y	S
Z	B	N	T	E	I	K	E	T	O
A	A	O	P	P	N	V	N	P	O
R	G	M	P	P	A	G	L	J	B
D	Q	Z	L	S	A	U	E	H	G
S	I	N	F	A	N	T	V	R	D
B	U	C	K	L	E	U	P	X	S

FIRE SAFETY

Use the key below and match the letter with the numbers. Fill in the blanks above the numbers to spell the words related to fire safety. Example: S₃.



1. Never play with or .

2. Don't cook without an present.

3. If your clothes catch on fire, " ", Drop and !"

4. Always be careful around a stove, heater or .

5. Don't if you are on fire - Stop, Drop and Roll.




KEY									
K	B	S	I	Z	W	C	P	M	G
1	2	3	4	5	6	7	8	9	10
D	N	J	V	Y	O	F	T	Q	X
11	12	13	14	15	16	17	18	19	20
U	E	R	L	A	H				
21	22	23	24	25	26				

FIRE SAFETY




In case of fire:

1. Stay low and leave the building immediately!
2. Call 911 from a neighbor's house.
3. Never attempt to put a fire out yourself.
4. Don't stop to take anything with you.
5. Never go back into a burning building.




BICYCLE SAFETY



1. Wear your bike helmet every time you ride your bike.

2. Stop and look both ways before riding into the street.

3. Be sure you see all the cars and they see you.



PEDESTRIAN SAFETY

Always use the crosswalk when possible, and look left, right and left again before crossing the street.



PEDESTRIAN SAFETY

Use the key below and match the letter with the shapes. Fill in the space above the shapes to find the words related to pedestrian safety. Example: S.

	■	●	◆	♥	★
■	A	B	C	D	E
●	F	G	H	I	J
◆	K	L	M	N	O
♥	P	Q	R	S	T
★	U	V	W	X	Y
▲	Z				

S
 ♥♥ ■■ ●■ ■★ ♥★ ★★ ●■ ●♥ ♥◆ ♥♥ ♥★

■◆ ♥◆ ◆★ ♥♥ ♥♥ ★◆ ■■ ◆● ◆■ L

♥♥ ♥★ ◆★ P ♥■ ♥♥ ●♥ ●● ◆♥


■◆ ■■ ♥◆

■◆ ♥◆ ◆★ ♥♥ ♥♥ ●♥ ◆♥ ●● G ●● ★■ ■■ ♥◆ ■♥



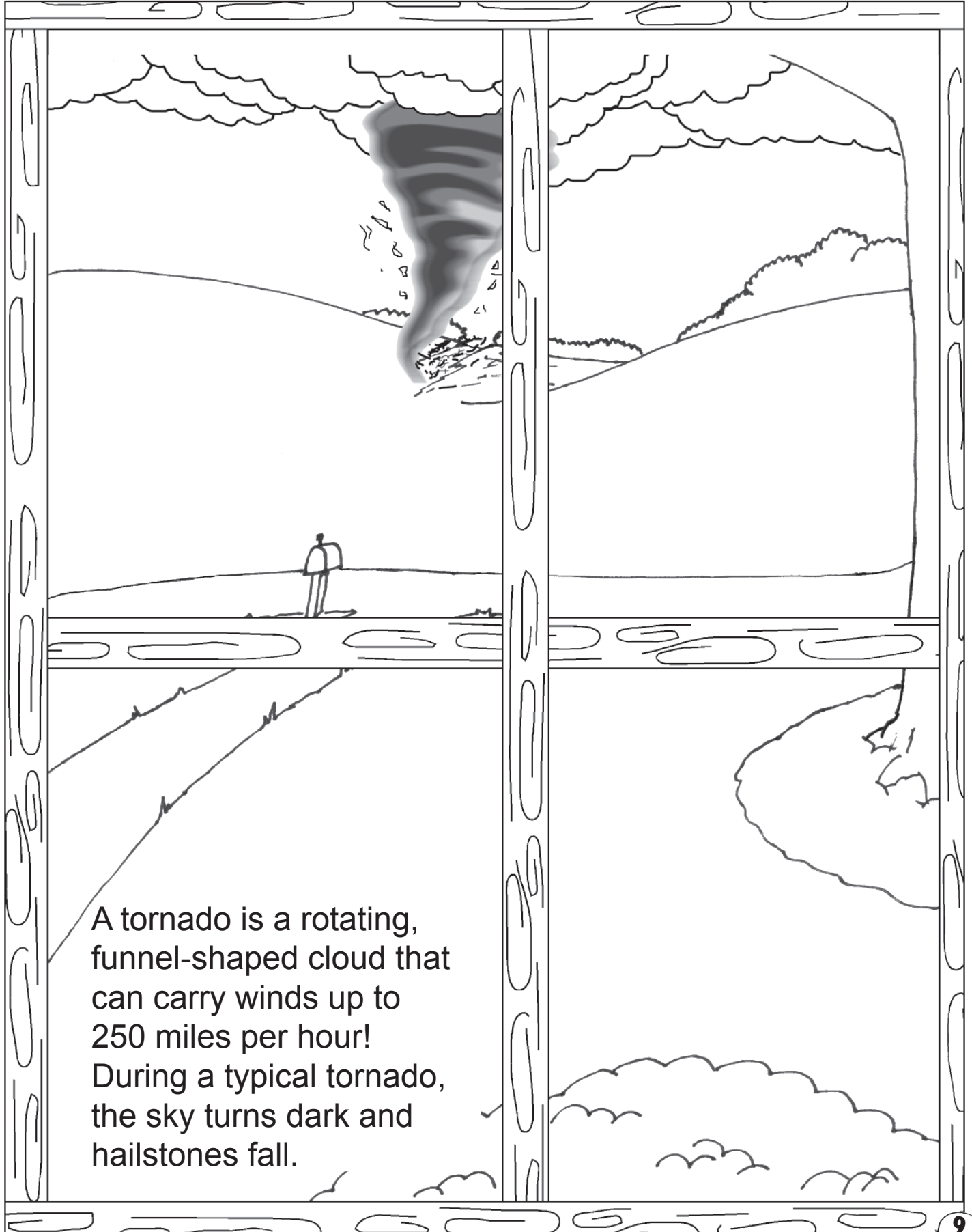
TORNADO SAFETY

A **tornado watch** means the conditions are right for a tornado to develop. Listen to the radio or watch TV to see if the weather gets worse.




A **tornado warning** means a tornado has been sighted and you should go to your safe place immediately.

TORNADO SAFETY



BUS SAFETY

Make sure to use the handrail when getting off the bus and take 10 giant steps away from the bus.



Be sure to only cross in front of the school bus—it's the safest place to be.

WHAT TO DO IN AN EMERGENCY

If you or someone you know is involved in an emergency:

- ☎ Try to remain calm.
- ☎ Immediately find a trusted adult. If an adult is not present, call 9-1-1 or "0" for the operator.
- ☎ Explain the problem to the dispatcher or operator.
- ☎ Give your full name and address if you know it.
- ☎ Remain on the telephone for questions and instructions. Do not hang up until help arrives.



ANSWER PAGE

FIRE SAFETY

Use the key below and match the letter with the numbers. Fill in the blanks above the numbers to spell the words related to fire safety. Example: S₃.

1. Never play with M A T C H E S or L I G H T E R S.
9 25 18 7 26 22 3 24 4 10 26 18 22 23 3

2. Don't cook without an A D U L T present.
25 11 21 24 18

3. If your clothes catch on fire, "S T O P, Drop and R O L L!"
3 18 16 8 23 16 24 24

4. Always be careful around a stove, heater or F I R E.
17 4 23 22

5. Don't R U N if you are on fire - Stop, Drop and Roll.
23 21 12



KEY									
K	B	S	I	Z	W	C	P	M	G
1	2	3	4	5	6	7	8	9	10
D	N	J	V	Y	O	F	T	Q	X
11	12	13	14	15	16	17	18	19	20
U	E	R	L	A	H				
21	22	23	24	25	26				

PEDESTRIAN SAFETY

Use the key below and match the letter with the shapes. Fill in the space above the shapes to find the words related to pedestrian safety. Example

	■	●	◆	♥	★
■	A	B	C	D	E
●	F	G	H	I	J
◆	K	L	M	N	O
♥	P	Q	R	S	T
★	U	V	W	X	Y
▲	Z				

S A F E T Y F I R S T
 ♥♦■●★♥★♦♦ ●●♥♦♦♥♥♥♥
C R O S S W A L K
 ♦♦♦♦♦★♥♥♥♥♦♦♦♦♦♦♦♦♦♦
S T O P S I G N
 ♥♥♥★♦♦♥♥ ♥♥♥♥●♦♦♦♦
C A R
 ♦♦♦♦♦♦♦♦
C R O S S I N G G U A R D
 ♦♦♦♦♦♦♦♦♥♥♥♥♥♥♥♥♦♦♦♦ ●●★■♦♦♦♦♦♦♦♦

SEAT BELT SAFETY

The following words are hidden somewhere in the grid. Look up, down, across, backwards and diagonally to find the words about seat belt safety. When you find the word, circle it and go to the next word. For fun have someone time you.



AIRBAG
 BOOSTER
 BUCKLE UP
 CAR

CHILD
 INFANT
 HAZARDS

PASSENGERS
 SAFETY
 SEAT BELT
 SAVE



P	E	G	R	C	U	K	C	A	R
E	A	P	C	H	I	L	D	R	E
H	I	S	E	A	T	B	E	L	T
A	R	P	S	A	F	E	T	Y	S
Z	B	N	T	E	I	K	E	T	O
A	A	O	P	P	N	V	N	P	O
R	G	M	P	P	A	G	L	J	B
D	Q	Z	L	S	A	U	E	H	G
S	I	N	F	A	N	T	V	R	D
B	U	C	K	L	E	U	P	X	S



WWW.PUBLICSAFETY.OHIO.GOV

1970 West Broad Street
P.O. Box 182081
Columbus, Ohio 43218-2081
(614) 466-4775